



## CE / CT Centrifugal Fans

**Compact and powerful fan for your professional environment**

- High-Performance
- Compact design
- Simple installation in any position
- Maintenance-free and reliable

[Find more details in our online catalogue](#)

### High performance

The CE/CT series of **centrifugal fans** are designed for **indoor** use with stable power performance for **extract** or **supply** air.

### Compact design

The CE/CT fan has a **compact form factor** and can be installed in **any required position**. This supports various applications (**commercial, industrial** and **residential**).

## Certifications



Ecodesign (ErP) compliant

## Features

### Construction

CE/CT fan casing made of **galvanised** sheet steel, corrosion **class C3**. Shape of the casing designed to obtain high efficiency.

CE fans are equipped with **terminal box IP44** to simplify wiring process on site. CT fans are equipped with **cable** to connect to the external terminal box (separate accessory).

### Impeller

Single inlet **radial** impellers with **forward curved** blades. Made of **lightweight PP** for sizes 125/160 and **galvanised sheet steel** for bigger sizes. All impellers **dynamically balanced** and paired with corresponding external rotor motors.

### Motor

CE/CT fans are equipped with **AC external rotor motor**, insulation **class B**. All motors are supported by **long-life** ball bearings.

### Motor protection

CE Fans have **integrated thermal protection** with **manual (electrical) reset**. CT Fans have **integrated thermal contact** with **external leads** for connection to a **motor protection** device (separate accessory).

### Control

All fans are controlled by **5-step** or **stepless** speed regulator provided as accessory. Speed regulation can be combined with timer, thermostat, hygrostat, etc. by using wide range of electrical accessories.

### Installation

Mounting of the CE/CT fans possible **indoor** in **any mounting position**. CE models used standard inlet and outlet flanges to maximise adaptability with corresponding **FK** fast clamps.

## Technical parameters

### Nominal data

Voltage (nominal)	230	V
Frequency	50	Hz
Phases	1~	
Input power	125	W
Input power kW	0.125	kW
Input current	0.54	A
Impeller speed	1,807	rpm
Air flow	max 436	m³/h
Capacitance of capacitor	4	µF
Temperature of transported air	max 65	°C
Max temperature of transported air, when speed controlled	65	°C

### Sound data

Sound pressure level at 3m (20m² Sabin)	42	dB(A)
---	----	-------

### Protection/Classification

Enclosure class, motor	IP44
Insulation class	B

### Data according to ErP

Energy class, Basic unit	F
Energy class, Local demand	C
ErP ready	ErP 2016; ErP 2018

### Dimensions and weights

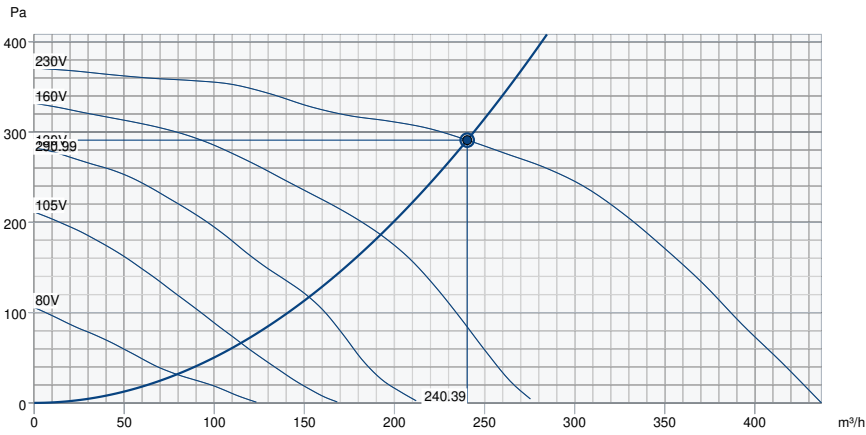
Duct dimension; Circular, inlet	160	mm
Duct dimension; Circular, outlet	160	mm
Weight	3.1	kg

### Others

Duct connection type	Circular
Motor type	AC

Performance

Performance curve



Hydraulic data

Required air flow	240 m³/h
Required static pressure	291 Pa
Working air flow	240 m³/h
Working static pressure	291 Pa
Air density	1.204 kg/m³
Power	89.9 W
Fan control - RPM	2,540 rpm
Current	0.39 A
SFP	1.346 kW/m³/s
Control voltage	230.0 V
Supply voltage	230 V

Sound power level		63	125	250	500	1k	2k	4k	8k	Total
Inlet	dB(A)	52	67	69	64	61	58	57	51	72
Outlet	dB(A)	52	67	68	65	64	59	54	51	72
Surrounding	dB(A)	27	32	40	43	46	39	36	30	49
Sound pressure level at 3m (20m² Sabine)	dB(A)	-	-	-	-	-	-	-	-	42
Sound pressure level at 3m free field	dB(A)	-	-	-	-	-	-	-	-	28

AMCA Certified Rating statements

- Catalogue Version:

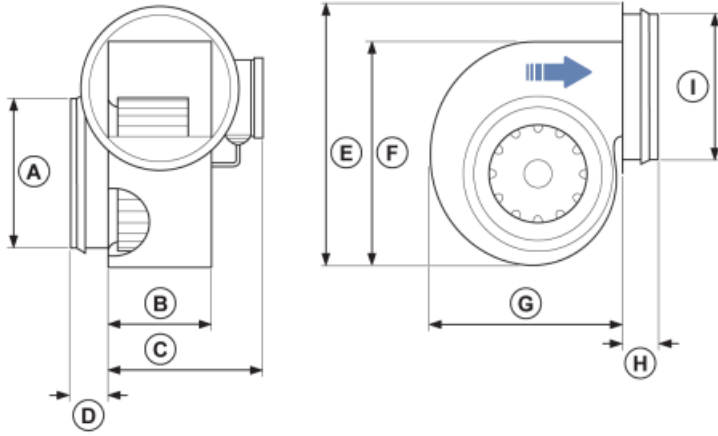
**Ecodesign**

Product		
Trade name	Systemair	
Product name	CE 140 M-160 Centrifugal Fan	
Basic unit		
ErP compliance	2016	
SEC Average	-9.1	kWh/(m <sup>2</sup> .a)
SEC Cold	-25.5	kWh/(m <sup>2</sup> .a)
SEC Warm	0.3	kWh/(m <sup>2</sup> .a)
SEC Class	F	
Unit category	RVU	
Unit type	UVU	
Drive	External MSD or VSD	
Heat recovery type	None	
Temperature ratio (UVU)	Not applicable	
qv max	385	m <sup>3</sup> /h
P max	114	W
Sound power (LWA)	42	dB(A)
qv ref	0.075	m <sup>3</sup> /s
Ps ref	50	Pa
SPI	0.258	W/(m <sup>3</sup> /h)
CTRL	1	
MISC	1.1	
x-value	1.5	
External Leakage	5	%
AEC average	322.6	kWh
AHS Cold	322.6	kWh
AEC warm	322.6	kWh
AHS Average	1,715.2	kWh/a
AHS Cold	3,355.3	kWh/a
AHS Warm	775.6	kWh/a

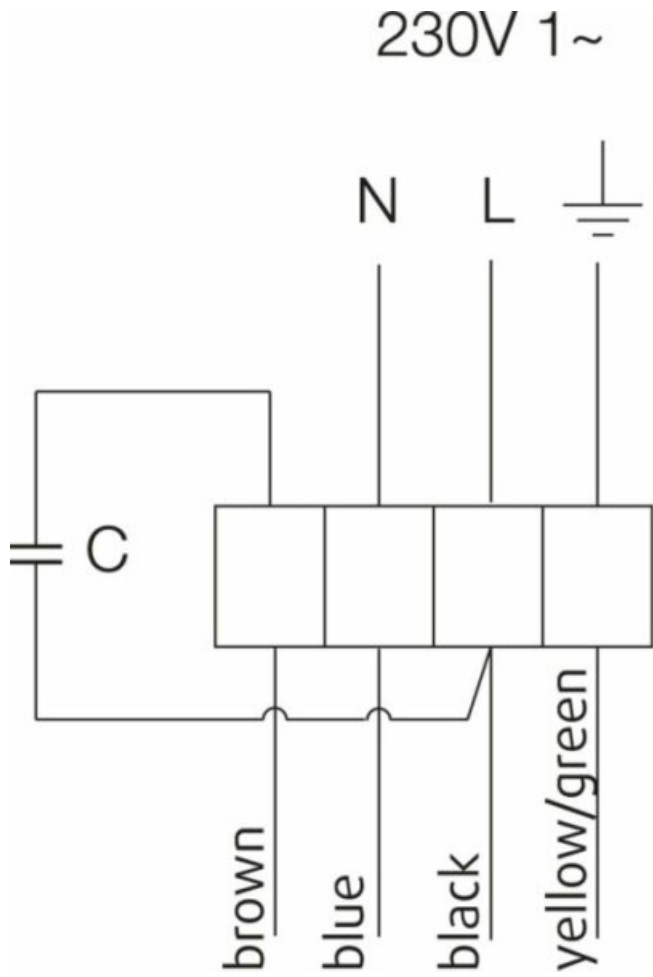
**Units with local demand control**

ErP compliance	2018
SEC Average	-24.1 kWh/(m <sup>2</sup> .a)
SEC Cold	-51.1 kWh/(m <sup>2</sup> .a)
SEC Warm	-8.6 kWh/(m <sup>2</sup> .a)
SEC Class	C
Unit category	RVU
Unit type	UVU
Drive	External MSD or VSD
Heat recovery type	None
Temperature ratio (UVU)	Not applicable
qv max	387 m <sup>3</sup> /h
P max	114 W
Sound power (LWA)	42 dB(A)
qv ref	0.0752 m <sup>3</sup> /s
Ps ref	50 Pa
SPI	0.258 W/(m <sup>3</sup> /h)
CTRL	0.65
MISC	1.1
x-value	1.5
External Leakage	5 %
AEC average	169.1 kWh
AEC cold	169.1 kWh
AEC warm	169.1 kWh
AHS Average	2,830 kWh/a
AHS Cold	5,536.2 kWh/a
AHS Warm	1,279.7 kWh/a

### Dimension



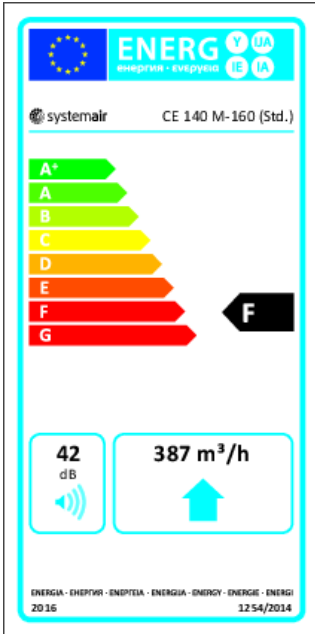
### Wiring



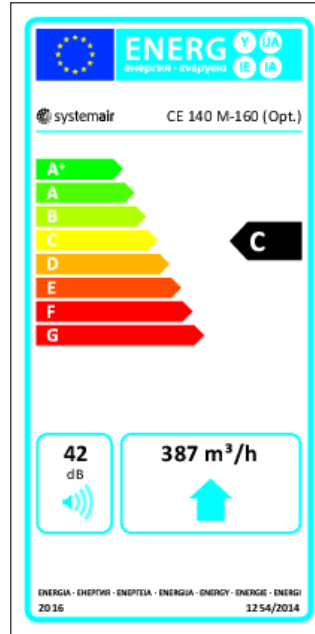


## Energy class label

### Energy class, Basic unit



### Energy class, Local demand



## Accessories

- IGK-160 Wall Grid (1632)
- REE 1 Speed control (5314)
- REU 1.5 Speed control (5004)
- VKK-160 Back draft damper (1625)
- HR1 Room Humidistat (215150)
- RT 0-30 Room Thermostat (5151)
- T 120 Timer (5165)
- CB 160-2,1 230V/1 Duct heater (5292)
- CBM 160-2,1 230V/1 Duct heater (5482)
- CWK 160-3-2,5 Duct cooler,circ (30022)
- FGR 160 Filter cassette (1809)
- LDC 160-300 Silencer (53108)
- LDC 160-900 Silencer (5193)
- THB 160 Hood w.cover pl. black (1764)
- VBC 160-2 Water heating batt (5458)
- RE 1,5 Speed control (5000)
- REPT 6 Digital regulator (5698)
- SG 160 Protection guard (5608)
- DTV500A (96807)
- Presence detector/IR24-P (6995)
- Safety switch 2-pole grey (210679)
- CB 160-1,2 230V/1 Duct heater (5291)
- CB 160-2,7 230V/1 Duct heater (5382)
- CBMF 160-2,1 230V/1 Duct heate (12244)
- FFR 160 Filter cassette (1770)
- FK 160 Fast clamp (1610)
- LDC 160-600 Silencer (5192)
- RSK-160 Back draft damper (5601)
- THS 160 Hood w.cover pl. black (1839)
- VBF 160 Water heating battery (1731)

## Documents

- [INSTALLATION\\_OPERATION\\_AND\\_MAINTENANCE\\_INSTRUCTION\\_CE\\_CT\\_EN\\_006.PDF](#)
- [COMMISSIONING\\_RECORD\\_FANS\\_EN.PDF](#)